

A review on the nutraceuticals and its impact on health care

Mohd Azhar Khan, Dr. Bhupendra Chauhan, Dr. Zulphikar Ali, Nidhi Saran

Assistant Professor, Adarsh Vijendra Institute of Pharmaceutical Sciences, Shobhit University Gangoh, Saharanpur, Uttar Pradesh, India

Abstract

Nutraceuticals, functional food ingredients and dietary supplements are necessary for health support and disease risk reduction. Nutraceuticals are food or part of food that provide medical or health advantages as well as the prevention and/or treatment of a disease. Nutraceuticals can vary from isolated nutrients herbal products, dietary supplements and diets to genetically engineered “designs” foods and processed products such as cereals, soups and beverages and that's why referred to as functional foods. These nutraceuticals aid in the fight against some of the century's most pressing health issues, including diabetes, cancer, heart disease, arthritis, and high cholesterol. Nutraceuticals are better than medications because they don't have any side effects and are natural dietary supplements. On the basis of their natural source, chemical grouping, categories into three key terms -nutrients, herbals, dietary supplements, etc. In addition, the different mechanisms of action use, and safety of these products on consumers, as well as present trends and future prospects of nutraceuticals, will be covered.

Keywords: Nutraceuticals, beverages, functional foods, beverages, dietary supplements

Introduction

Nutraceuticals are products origin from food assets which might be made-up to offer extra fitness benefits, further to the simple nutritional price determined in food. The words "nutrition" and "pharmaceutical" became discovered in 1989 by Stephen L. Defelice, founder and chairman of the inspiration of Innovation remedy. Depending at the jurisdiction, products may also declare to prevent chronic illnesses, enhance health, delay the ageing device, boom lifestyles expectancy, or aid the form or characteristic of the body [1].

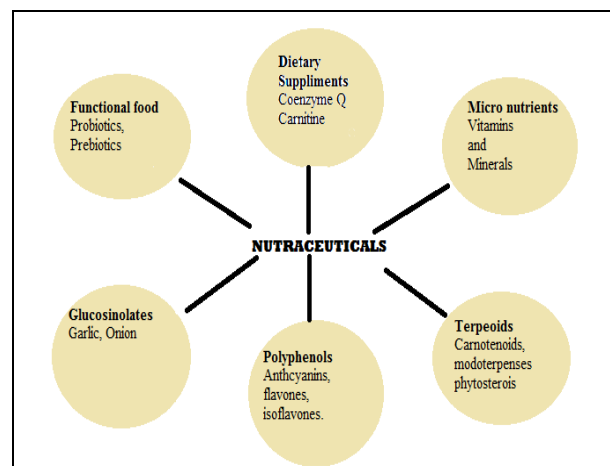
Food and drugs from nature region a quite important characteristic in public healthcare device throughout the world. Human inquisitiveness and search for particular factors of plants animals minerals and microbial beginning area which may be beneficial to our general fitness have price coining of terminologies including useful meals or nutraceuticals. Nutraceuticals have advanced from the popularity of the link among meals and health [1, 2].

In 1989, Stephen De Felice, MD, founder and chairman of the Inspiration for Innovation in Remedies (FIM) Cranford, New Jersey, utilized the terms "vitamins" and "pharmaceutical" to create the phrase "nutraceuticals." Foods (or portions of meals) that provide health or scientific benefits that include illness prevention and/or treatment are known as nutraceuticals [3].

American affiliation of nutritional chemist cited Nutraceuticals as a product that has been remoted or purified from food and commonly solved in medicinal paperwork no longer commonly associated with food [4]. At the same time as meals is been cooked or organized using "clinical intelligence" with or without knowledge of the way or why it's miles getting used, the meals is known as beneficial meals [5].

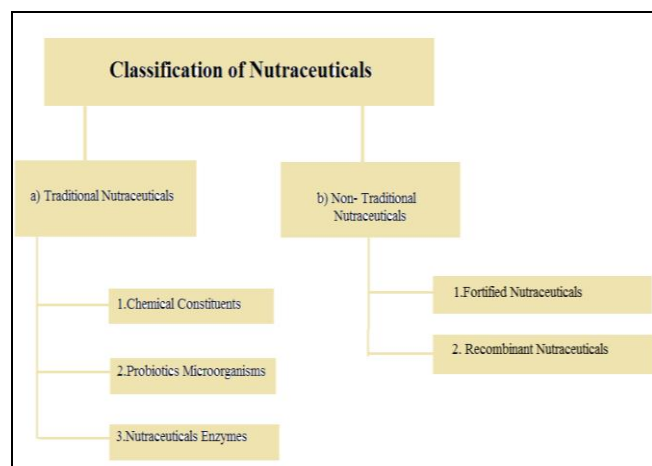
Functional food are everyday food which have components, additives, protected in them to provide them a particular medicinal or physiological advantage aside from a simply nutritional effect.

As we approach in the direction of the 21st century nutritional technological expertise has an essential detail via all manufactures and customers placing for additional emphasis at the benefits to be derived from food [6]. Designing a right food keep right health has gained reputation and popularity worldwide huge. Due to this the food industries in many nations are improving their products as a reaction to client needs. In modern years a number of the herbal products from India are gaining reputation in U.S.A. and Europe has nutraceuticals [7]. Nutraceuticals or functional food were positioned to be related to the prevention and/or remedy of many persistent diseases and ailments which includes maximum cancers, diabetes, coronary heart illnesses, excessive blood strain, arthritis, osteoporosis and plenty of others. Statistical data indicates that 35% of all most cancers are associated with the food that we eat and moreover related to certain dietary conduct. It is truly makes the vintage announcing "you are what you devour" [8]. More relevant in context of the fitness blessings of the food. Because the significance of dietary changes to optimize fitness in gaining recognition and recognition, the food enterprise is responding to purchaser needs for a greater healthful nutrient rich meals product [9].



Classification of Nutraceuticals

To understand the applications, the nutraceuticals are needed to be classified. The classification into various classes counting on their uses are:



1. Traditional nutraceuticals

These are natural substances with no changes to the foodstuff. They are grouped on the basis of-

Chemical ingredients

- A) Nutrients
- B) Herbals
- C) Phytochemicals

a) Nutrients

Consists of nutrients, minerals, amino acids and fatty acids with installation dietary capabilities. Plant and animal products on the side of weight loss program have many health blessings and are helpful in curing ailments related to coronary heart, kidney, lungs, and plenty of others. Minerals present in plant, animal and dairy products are beneficial in osteoporosis and anemia ^[10].

b) Herbals

Nutraceuticals at the side of herbs had a top-notch impact on prevention of numerous continual illnesses to make lifestyles better. Parsley (*Petroselinum Crippsum*) includes flavonoids (apiol, psoralen) and is diuretic, carminative and antipyretic. Peppermint (*Mentha piperita*) consists of menthol as an active and treatment plans bloodless and flu Willow bark (*Salix nigra*), having energetic problem salicin, that is anti-inflammatory, analgesic, antipyretic, astringent and antiarthritic. Cranberries (*Vaccinium erythrocarpum*) include proanthocyanidin and decided to be beneficial in cancers, ulcers and urinary tract infections. ^[11, 12]

c) Phytochemicals

Those are classified on the idea of chemical name given in step with their phytochemical houses. Its encompass Flavonoids a class of secondary metabolites, Flavonoid polyphenolics are present in berries, fruits, greens and legumes which are effective antioxidants, phytoestrogens, prevent breast cancers, prostate cancer, and manage diabetes ^[13].

Probiotic Microorganisms

Probiotics are very crucial to make life smoother by means of eliminating the toxic flora of the intestine and

maintaining friendly surroundings. They are friendly microorganism that help in healthy digestion and absorption of nutrients ^[14, 15]. Prebiotics are a more modern-day addition to our vocabulary and are substances which when eat are not digested by us. Instead, they act as a nutrient supply for good quality probiotic bacteria ^[16, 17].

Nutraceutical Enzymes

These enzymes come from plant, animal, or microbiological sources. Enzymes function as biocatalysts, are created by cells, and have a protein-like structure. It speeds up daily activities and lowers metabolic rate.

Non-traditional nutraceuticals

These are artificial ingredients prepared with the useful resource of biotechnology for example, rice and broccoli are rich in β -carotene and nutrients, respectively ^[18]. They are especially of types-

- a. Fortified nutraceuticals
- b. Recombinant nutraceuticals
- c. Fortified nutraceuticals

This type of nutraceuticals contains breeding on the agriculture degree or addition of well-matched vitamins to the principal substances collectively with minerals added to cereals, flour fortified with calcium, iron, and folic acid, and milk fortified with cholecalciferol typically used for food regimen D deficiency ^[19].

b) Recombinant nutraceuticals

Recombinant nutraceuticals constitute the class of power offering meals prepared through making use of genetic engineering. Instance: production of yoghurt and cheese ^[20].

Market interest of nutraceuticals

The nutraceuticals industry remains in its formative period, and at present there is no general conformity or permissible definitions of the phrases and designations utilized by this enterprise sector. ^[21, 22] Consistent with the broadly prevalent definition, "A nutraceutical is any substance that is a meals or a part of a meals and gives scientific or fitness benefits together with the prevention and remedy of disorder." products contain isolated nutrients, nutritional supplements and processed meals including cereals, soups, soy food, and beverages^[23]. The nutraceuticals marketplace carries two essential segments Functional Foods and Dietary Supplements. Functional foods are comparable in appearance to a traditional meals or beverage, are fed on as part of a everyday weight loss program, and have been examined to have physiological advantages or to reduce the chance of continual ailment past easy dietary features ^[24]. Practical ingredients also can sell boom and development and beautify standard overall performance, and might take many offices work. Several traditional foods with bioactive components that can be well-known and linked with awesome health outcomes (e.g., soy protein, oat fiber, cranberries, tomatoes and carrot juice). A few may be fortified to enhance components or particularly created to lessen disorder danger (e.g., nutrition- and mineral-fortified cereal, folate-fortified flour and grain merchandise, calcium-enriched orange juice or milk, phytosterol-fortified spreads ^[25].

Dietary dietary supplements are foodstuffs which are supposed to supplement the regular weight-reduction plan

and which might be concentrated belongings of vitamins or different materials with a dietary or physiological impact, by myself or in aggregate, marketed in pharmaceutical dose shape and administered orally. [26] Dosage form includes capsules, pastilles, drugs, capsules and special similar paperwork, sachets of powder, ampoules of drinks, drop meting out bottles, and other similar types of beverages and powders to be taken in precise small unit [27]. Dietary supplements include all products that can be buy by the customers without a prescription [28].

The nutraceutical market is turning into extra competitive with the access of pharmaceutical and major food businesses into the nutraceutical region. Also, many food companies have established their nutraceutical divisions with a view closer to a different product line [29]. Pharmaceutical organizations have moreover joined the race with the resource of acquiring dietary supplement producers. Cutting-edge years have marked the entry of primary food and pharmaceutical businesses into the nutraceutical market, together with Kellogg, Heinz, M&M, Quaker Oats, Unilever, Cargill, Hormel, Glaxo-SmithKline, Warner-Lambert, Johnson & Johnson and Wyeth [30].

The 2004 international nutraceuticals market on the retail stage is expected at approximately \$106 billion and is poised to develop at a compounded annual growth charge of 6. Zero % within the route of 2004-2009 to exceed \$a hundred and forty billion [31]. In 2009. Useful foods represent the largest and quickest developing segment international, with earnings expected at \$77 billion for 2004 and projected to achieve \$103 billion with the aid of 2009. The sensible food segment is predicted to preserve its most important role to 2009. The subsequent pie charts display intake of nutraceuticals via principal place [32].

Milk biologically active components as nutraceutical

Milk contains additions that give newborns vital nutrients, immunological protection, and biologically stimulating substances. Milk proteins are presently the main deliver of quite a number of biologically active peptides concentrates and people peptides are ability fitness improving nutraceuticals for meals and pharmaceutical packages [33].

A number of bioactive peptides can be used as nutraceuticals, for instance, in the treatment of diarrhea, high blood strain, thrombosis, dental sicknesses [34] in addition to mineral malabsorption and immuno deficiency [35]. Minor whey proteins which include lactoferrin lacto peroxidase, lysozyme and immuno globulins are considered as antimicrobial proteins. Milk moreover consists of a few natural bio lively substances. The ones include oligosaccharides, fucosylated oligosaccharides, hormones, increase elements, mucin, gangliosides and endogenous peptides which might be observed in milk at secretion [36].

Bioactive Proteins/Peptides as Natural Ingredients of Milk (37)

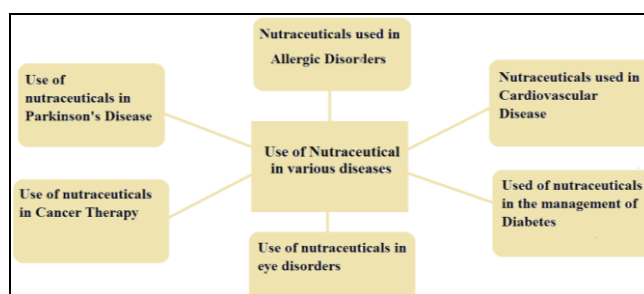
- Thyrotropin - releasing hormone (TRH)
- Luteinizing hormone - releasing hormone (LHRH)
- Somatostatin (SIH)
- Gastrin - releasing peptide (GRP)
- Calcitonin
- Adrenocorticotrophic hormone (ACTH)
- Insulin
- Growth factors
- Relaxin

- Prolactin
- Thyroid stimulating hormone (TSH)
- Lysozyme
- Lacto peroxidase
- Lacto ferrin
- Transferring
- Immunoglobulins (IgA, IgM, IgG)
- Enzymes (eg. Plasmin)

Use of Nutraceutical in various diseases

The word nutraceutical comes from combining “nutrition” and “pharmaceutical.” It’s used to describe products made from natural sources—like vitamins, dietary supplements, special diets, and even certain processed foods such as cereals, soups, and drinks—that not only nourish the body but also help support health and may aid in preventing or treating certain conditions [38].

A dietary supplement is a product that contains one or more nutritional components—such as minerals, vitamins, amino acids, medicinal herbs or other botanicals, and other substances meant to support the diet by increasing overall daily intake. These can also include concentrates, metabolites, extracts, or combinations of these ingredients. Nutraceuticals are a type of dietary supplement that go beyond basic nutrition, offering additional health benefits or helping in the prevention and management of certain health conditions.



Nutraceuticals use in Allergic Disorders

An allergy is a condition where the immune system overreacts to substances that are usually harmless. It happens when the body’s defense system mistakenly sees something—like pollen, dust, or certain foods—as a threat. This triggers certain white blood cells, called mast cells and basophils, which are activated by a special antibody known as immunoglobulin E (IgE). The result is inflammation, which can cause symptoms ranging from mild discomfort to serious, even life-threatening reactions [35].

Quercetin helps protect low-density lipoprotein (LDL-C) from damage, especially in the blood vessels. Since LDL-C is a major factor in heart disease, this protection is important. Acting as a powerful antioxidant, quercetin neutralizes harmful free radicals. People with diabetes are at an even higher risk of blood vessel damage due to oxidative stress, so quercetin can be especially beneficial for them as well [36].

Allergies are a common condition caused by an overreaction of the body’s immune system. Managing them can be challenging because, in many cases, the exact triggers are either unknown or difficult to identify. Allergic reactions can cause a wide range of effects in the body—from mild inflammation to serious, and sometimes life-threatening, issues like acute respiratory distress. They are often linked

to changes in the blood, such as an increase in white blood cells and basophils [37].

Quercetin, a natural plant compound, is commonly used in nutraceuticals to help manage allergies, partly because of its protective effects on low-density lipoprotein (LDL). Eucalyptus essential oil is another ingredient often included in nutraceuticals for its potential benefits in controlling allergic reactions [38, 39].

Nutraceuticals use in cardiovascular disease

Cardiovascular disease tops the list of worldwide mortality causes in keeping with international health organization. This disease is of different type like cardiac failure, vesicular blockage, high blood pressure, stroke and many others [40, 41]. And any of them might also bring about demise or warrant immediately surgical intervention like angioplasty and skip surgical treatment [42, 43, 44]. However at the least 50% cardio vascular disorder may be prevented with timely precautions. Vitamins, anti-oxidants, omega 3 fatty acids, nutritional fibers and minerals are the formulated as nutraceuticals supported by means of physical exercise is suggested for cardiovascular sickness management [45, 46, 47]. Flavonoid compounds abundantly found in veggies/ fruits are frequently designed as nutraceuticals for cardiovascular issues [48]. These plant bio actives block the angiotensin-converting enzyme and additionally prevent the platelet aggregation through blocking the cyclooxygenase enzyme. Different materials like melatonin, serotonin, nutritional indoleamines, tannins and many others are explored as nutraceuticals for minimizing cardiovascular risk [49]. Omega 3 fatty acids located in fish lower the lipid and bad levels of cholesterol are used as nutraceuticals for treatment of cardiac arrhythmia. Consumer popularity for nutraceuticals in heart disease is associated with the perception that those products do no longer associate any residual effect [50, 51, 52].

Use of nutraceuticals in the management of Diabetes

Most common form of diabetes is type 2 diabetes with 95% occurrence and is linked to obesity. Even though the fact that variety of drugs for prevention and management of diabetes had been brought, but, globally the total numbers of people with diabetes with different causes is rising [53, 54, 55]. Diabetes, no longer handiest imposes significant economic burdens on human being and their households but also places massive financial burdens on society [56].

In latest years a significant variety of natural nutritional supplements and natural capsules have scientifically examined to benefit type 2 diabetes mellitus in preclinical research, [57, 58] however, few had been established to do so in nicely designed randomized clinical trials [59].

Isoflavones, are phytoestrogens that have structural/purposeful similarities to human estrogen. Soy isoflavones were studied most and their consumption were related to lower prevalence and mortality charge of kind II diabetes, coronary coronary heart disorder osteoporosis and cancers [60].

Omega-three fatty acids had been cautioned to lessen glucose tolerance in patients predisposed to diabetes. For the synthesis of an extended chain n–three fatty acids, insulin is required; the coronary heart may also additionally because of this be particularly prone to their depletion in diabetes. Ethyl esters of n–three fatty acids can be potential useful in diabetic sufferers [61, 62].

Lipoic acid is an antioxidant that is used in the management of diabetic neuropathy and seems to be effective as a long-lasting dietary supplement for protection for diabetics from complication [63]. Dietary fibers from psyllium were used considerably both as pharmacological dietary supplements, food components, in processed food to useful resource in weight reductions, for glucose manage in diabetic sufferers and to reduce lipid degrees in hyperlipidemia [64, 65]. A variety of plants extracts like *Teucrium polium*, cinnamon and bitter melon were established to treat diabetes [66, 67, 68, 69].

Use of nutraceuticals in eye disorders

Healthy life-style with eating regimen containing substances wealthy in antioxidants, which include n–three fatty acids, lutein and zeaxanthin appears useful for age-related macular degeneration (AMD). [70, 71]. Excessive content of polyphenolic flavonoids in nutraceuticals have been shown to very own antioxidant hobby. Herbs or herbal extracts, which includes green tea, *Allium* spp., nutrients C and E, polyphenols, carotenoids (specially lycopene and β -carotene), and coenzyme Q10 own antioxidant houses and powerful in AMD [72, 73].

Astaxanthin is a critical certainly taking place carotenoid in the marine international which includes sea bream, salmon, trout, and shrimps. It possesses some of vital organic capabilities which include protecting in opposition to oxidation way, protective closer to ultra violet slight outcomes, immune response and pigmentation, in aquatic animals [74, 75]. It is also a very sturdy antioxidant. Astaxanthin gives effective protection for the eyes and prevents macular degeneration. Astaxanthin protects coronary heart from oxidative harm, protects the apprehensive device from degenerative ailments like advert and boosts immune machine function [76].

Lutein is a type of carotenoid found in many fruits and vegetables, including sweet potatoes, carrots, squash, tomatoes, mangoes, corn, and leafy greens like kale and collards. Together with zeaxanthin, it plays an important role in supporting eye health and is often used to help treat vision problems [77].

Zeaxanthin is found in foods such as egg yolks, corn, green vegetables, and fruits like Brussels sprouts, cabbage, kale, broccoli, green beans, peas, lettuce, kiwi, collard greens, spinach, and honeydew melon. In plants, lutein and zeaxanthin are usually present in the form of mono- and diesters of fatty acids. One of the richest sources of these beneficial carotenoids is the marigold flower (*Tagetes erecta*), which contains about 86% of its carotenoids as lutein and zeaxanthin [78, 79, 80].

Use of nutraceuticals in Parkinson's Disease

Parkinson's disease is a progressive disorder of the central nervous system that mainly affects movement. It occurs when dopamine-producing cells in a part of the brain called the substantia nigra are destroyed, though the exact cause is still unknown. The most noticeable symptoms are movement-related—such as muscle stiffness, slowed movements, tremors, and difficulty with walking or maintaining balance [81, 82].

As the disease advances, it can also affect thinking and behavior. Depression is the most common psychiatric symptom, and many patients may also experience sensory changes, emotional challenges, and sleep problems.

Parkinson's disease is more common in older adults, with most cases developing after the age of 50 [83, 84].

Although there isn't enough clinical evidence yet to officially recommend nutritional supplements for Parkinson's disease, early research shows some promising results. Supplements like vitamin E, glutathione, and creatine may help offer some protection against the progression of the disease [85, 86].

Use of nutraceuticals in Cancer Therapy

Complexity in most cancers management today is particularly due to side outcomes of present therapeutics and emergence of drug resistance. A global extensive survey reports that in 2020, 15 million new most cancers incidences would be determined main to approximately 50 % up rise in cancer population [87, 88, 89]. Cancer treatment until date ordinarily revolves round chemotherapy, radiation remedy and surgical procedure [90]. However, a healthy life fashion with an antioxidant wealthy weight loss program may be the quality precautionary degree against cancer [91, 92]. Nutraceuticals may be the suitable candidates to fill the popular gap in cancer treatment as they have restrained aspect effects and are frequently enriched with compounds/plant extracts which could evade resistance [93, 94].

Current research has proven that carotenoids like lycopene has mentioned potency in one-of-a-kind cancers and so is an vital issue of many nutraceuticals' formulations [95, 96]. Nutraceuticals of plant extracts rich in biochanin, isoflavones, tannins and plant bioactive like curcumin, gallic acid, caffeic acid portray excellent potency towards various cancers [97, 98].

β carotene & pectin containing nutraceuticals are determined to be effective in prostate cancers related to their free radical scavenging interest [99].

Everyday consumption of culmination can serve the body with exceptional styles of nutraceuticals like cysteine, vitamin C, diet E, lycopene and it is able to prevent from unique styles of cancer. A few bio transformed merchandise from glucosinolates are powerful against in colon, lung breast and liver most cancers [8]. A big scale medical trial is reported to be in progress for the management of prostate most cancers with a few energetic nutraceuticals specifically lycopene, green tea, nutrition D and E [100].

Conclusion

Nutraceuticals are becoming an important part of both the food and pharmaceutical industries, gaining recognition for their potential to help prevent and manage a variety of health conditions, including heart disease, obesity, diabetes, cancer, osteoporosis, and degenerative disorders like Parkinson's and Alzheimer's. Over time, a wealth of knowledge has been built around these products, presenting exciting opportunities but also challenges for nutritionists, doctors, food technologists, and chemists. Ongoing research continues to explore their role in effective treatments and natural therapies. Today, a wide range of nutraceutical products is available on the market, valued for their strong therapeutic benefits and fueled by the growing global demand for natural health solutions. While their place in clinical research is expanding, further studies are still needed to address important pharmaceutical and medical questions. Ultimately, nutraceuticals hold great promise as evidence-based medicines—living proof of the timeless wisdom: *let food be your medicine*.

Reference

1. Bhadra P, Banerjee PDA. An Anthology of Nutraceuticals edited by Published by New Delhi Publishers, New Delhi. First Edition Ebook ISBN: 978-93-91012-95-3, 2021.
2. Nasri H, Baradaran A, Shirzad H, Kopaei RM. New concepts in nutraceuticals as alternative for pharmaceuticals. International Journal of Preventive Medicine Medecine,2014;5(12):1487-99.
3. Puri V, Nagpal M, Singh I, Singh M, Dhingra GA, Huanbutta K, *et al.* Comprehensive Review on Nutraceuticals: Therapy Support and Formulation Challenges. Nutrients,2022;14(21):4637.
4. Siddiqui RA, Mohammed HM. Nutraceuticals and Nutrition Supplements: Challenges and Opportunities International journal of preventive medicine,2014;5(12):1487-1499.
5. Chandra S, Saklani S, Kumar P, Kim BO, Coutinho DM, Henrique A. A review article on Nutraceuticals Pharmacologically Active Potent Dietary Supplements. Hindwani BioMed Research International,2022:2022:1-10.
6. Ekor M. The growing use of herbal medicines: issues relating to adverse reactions and challenges in monitoring safety. Frontiers in pharmacology,2014;4:177.
7. Pandey MM, Rastogi S, Rawat AK. Indian traditional ayurvedic system of medicine and nutritional supplementation. Evidence-based complementary and alternative medicine,2013:2013:376327.
8. Cencic A, Chingwaru W. The role of functional foods, nutraceuticals, and food supplements in intestinal health. Nutrients,2010;2(6):611-25.
9. Helland MH, Nordbotten GL. Dietary Changes, Motivators, and Barriers Affecting Diet and Physical Activity among Overweight and Obese: A Mixed Methods Approach. International journal of environmental research and public health,2021;18(20):10582.
10. Rathore KS, Nema RK, Mandal S. Nutraceuticals and diabetes-an update; *planta indica*,2008;4(4):45-47.
11. Rajasekaran A, Sivagnanam G, Xavier R. Nutraceuticals as therapeutic agents: A review; Research Journal of Pharmacy and Technology,2008;1(4):328-340.
12. Singh J, Sinha S. Classification, Regulatory Acts and applications of Nutraceuticals for Health. International Journal of Pharmacy and Biological Sciences,2012;2(1):177-187.
13. Ehrlich SD. Peppermint (*Mentha Piperita*), Private Practice Specializing in Complementary and Alternative Medicine, Review, VeriMed Healthcare Network, Phoenix, AZ, USA,2009.
14. El Sohaimy S. A Functional foods and Nutraceuticals-Modern approach to food science. WASJ,2012;20(5):691-708.
15. Holzapfel WH, Haberer P, Geisen R, Björkroth J, Schillinger U. Taxonomy and important features of probiotic microorganisms in food and nutrition. The American journal of clinical nutrition,2001;73:365s-373s.
16. Spinler JK, Taweechotipatr M, Rognerud CL, Ou CN, Tumwasorn S, Versalovic J. Human-derived probiotic *Lactobacillus reuteri* demonstrate antimicrobial

- activities targeting diverse enteric bacterial pathogens. *Anaerobe*,2008;14(3):166-71.
17. Galdeano CM, de Moreno de LeBlanc A, Vinderola G, Bonet ME, Perdigón G. Proposed model: mechanisms of immunomodulation induced by probiotic bacteria. *Clinical and vaccine immunology*,2007;14(5):485-92.
 18. Jha SK, Roy P, Chakrabarty S. Nutraceuticals with Pharmaceutics: Its Importance and their Applications. *International Journal of Drug Development and Research*,2021;13(S3):002.
 19. Pineiro M, Stanton C. Probiotic bacteria: legislative framework-- requirements to evidence basis. *The Journal of nutrition*,2007;137(3 Suppl 2):850S-3S.
 20. Silva M, Kadam MR, Munasinghe D, Shanmugam A, Chandrapala J. Encapsulation of Nutraceuticals in Yoghurt and Beverage Products Using the Ultrasound and High-Pressure Processing Technologies. *Foods*,2022;11(19):2999.
 21. Nasri H, Baradaran A, Shirzad H, Rafieian-Kopaei M. New concepts in nutraceuticals as alternative for pharmaceuticals. *International journal of preventive medicine*,2014;5(12):1487-99.
 22. Santini A, Cammarata SM, Capone G, Ianaro A, Tenore GC, Pani L, *et al.* Nutraceuticals: opening the debate for a regulatory framework. *British journal of clinical pharmacology*,2018;84(4):659-672.
 23. Heinrich M. nutraceutical. *Encyclopedia Britannica*,2019.
 24. Damián MR, Cortes-Perez NG, Quintana ET, Ortiz-Moreno A, Garfias Noguez C, Cruceño-Casarrubias CE, *et al.* Functional Foods, Nutraceuticals and Probiotics: A Focus on Human Health. *Microorganisms*,2022;10(5):1065.
 25. Khokhar P, Kumar ST, Kumar SU. Nutraceuticals: Prevention is better than Cure. *International Journal for Pharmaceutical Research Scholars*,2016;5(1):124-139.
 26. Wierzejska RE. Dietary Supplements-For Whom? The Current State of Knowledge about the Health Effects of Selected Supplement Use. *International Journal Environmental Research and Public Health*,2021;18(17):8897.
 27. Antonello S, Cammarata SM, Capone G, Ianaro A, Tenore GC, Pani L, *et al.* *British General of Clinical Research*,2018;84(4):659-672.
 28. Dwyer JT, Coates PM, Smith MJ. Dietary Supplements: Regulatory Challenges and Research Resources. *Nutrients*,2018;10(1):41.
 29. Nasri H, Baradaran A, Shirzad H, Kopaei M. New concepts in nutraceuticals as alternative for pharmaceuticals. *International Journal of Preventive Medicine*,2014;5(12):1487-99.
 30. Kar NR. Nutraceuticals in Pharmaceutical Field. *Indian Journal of Natural Sciences*,2022;13(72):43165-4317.
 31. Dev R, Kumar S, Singh J, Chauhan B. Potential role of Nutraceuticals In Present Scenerio: A Review. *Journal of Applied Pharmaceutical Science*,2011;01(04):26-28.
 32. Gupta SK, Yadav KS, Patil SM. Nutraceutical-a bright scope and oppourtunity of indian healthcare market. *International Journal of Research and Development in Pharmacy and Life Sciences*,2013;2(4):478-481.
 33. Séverin S, Wenshui X. Milk biologically active components as nutraceuticals: review. *Critical reviews in food science and nutrition*,2005;45(7-8):645-56.
 34. Haque E, Chand R, Kapila S. Biofunctional Properties of Bioactive Peptides of Milk Origin. *Food Reviews International*,2009;25(1):28-43.
 35. Galli SJ, Tsai M, Piliponsky AM. The development of allergic inflammation. *Nature*,2008;454(7203):445-54.
 36. Kruger CL, Murphy M, DeFreitas Z, Pfannkuch F, Heimbach J. An innovative approach to the determination of safety for a dietary ingredient derived from a new source: case study using a crystalline lutein product. *Food Chem Toxicol*,2002;40(11):1535-49.
 37. Zhao J. Nutraceuticals, nutritional therapy, phytonutrients, and phytotherapy for improvement of human health: a perspective on plant biotechnology application. *Recent patents on biotechnology*,2007;1(1):75-97.
 38. Hardy G. Nutraceuticals and functional foods: introduction and meaning. *Nutrition*,2000;16(7-8):688-9.
 39. Baradaran A, Madihi Y, Merrikhi A, Rafieian-Kopaei M, Nasri H. Serum lipoprotein (a) in diabetic patients with various renal function not yet on dialysis. *Pakistan journal of medical sciences quarterly*,2013;29(1 Suppl):354-357.
 40. Nichols M, Townsend N, Scarborough P, Rayner M. Cardiovascular disease in Europe 2014: epidemiological update. *European heart journal*,2014;35(42):2950-9.
 41. Nichols M, Townsend N, Scarborough P, Rayner M. Cardiovascular disease in Europe: epidemiological update. *European heart journal*,2013;34(39):3028-34.
 42. Ghorbani A, Rafieian-Kopaei M, Nasri H. Lipoprotein (a): More than a bystander in the etiology of hypertension? *Journal of nephropathology*,2013;2(1):67-70.
 43. Behradmanesh S, Nasri P. Serum cholesterol and LDL-C in association with level of diastolic blood pressure in type 2 diabetic patients. *Journal of renal injury prevention*,2012;1(1):23-6.
 44. Asgary S, Keshvari M, Sahebkar A, Hashemi M, Rafieian-Kopaei M. Clinical investigation of the acute effects of pomegranate juice on blood pressure and endothelial function in hypertensive individuals. *ARYA atherosclerosis*,2013;9(6):326-31.
 45. Jha SK, Roy P, Chakrabarty S. Nutraceuticals with Pharmaceutics: Its Importance and their Applications. *International Journal of Drug Development & Research*,2021;13:002.
 46. Nasri H, Kheiri S. Effects of diabetes mellitus, age, and duration of dialysis on parathormone in chronic hemodialysis patients. *Saudi journal of kidney diseases and transplantation*,2008;19(4):608-13.
 47. Setorki M, Rafieian-Kopaei M, Merrikhi A, Heidarian E, Shahinfard N, Ansari R, *et al.* Suppressive impact of *Anethum graveolens* consumption on biochemical risk factors of atherosclerosis in hypercholesterolemic rabbits. *International journal of preventive medicine*,2013;4(8):889-95.
 48. Panche AN, Diwan AD, Chandra SR. Flavonoids: an overview. *Journal of nutritional science*,2016;5:e47.
 49. Hardy G. Nutraceuticals and functional foods: introduction and meaning. *Nutrition*,2000;16(7-8):688-9.

50. Hu FB, Willett WC. Optimal diets for prevention of coronary heart disease. *Journal of the American Medical Association*,2002;288(20):2569-78.
51. Nasri H, Rafieian-Kopaei M. Diabetes mellitus and renal failure: Prevention and management. *Journal of research in medical sciences*,2015;20(11):1112-20.
52. Shahbazian H. World diabetes day. *Journal of renal injury prevention*,2013;2(4):123-4.
53. Bahmani M, Zargaran A, Rafieian-Kopaei M, Saki M. Ethnobotanical study of medicinal plants used in the management of diabetes mellitus in the Urmia, Northwest Iran. *Asian Pacific journal of tropical medicine*,2014;7:348-54.
54. Roshan B, Stanton RC. A story of microalbuminuria and diabetic nephropathy. *Journal of nephropathology*,2013;2(4):234-40.
55. Tavafi M. Diabetic nephropathy and antioxidants. *Journal of nephropathology*,2013;2(1):20-7.
56. Baradaran A. Lipoprotein(a), type 2 diabetes and nephropathy; the mystery continues. *Journal of nephropathology*,2012;1(3):126-9.
57. Derosa G, Limas CP, Macías PC, Estrella A, Maffioli P. Dietary and nutraceutical approach to type 2 diabetes. *Archives of medical science*,2014;10(2):336-44.
58. Hannon BA, Fairfield WD, Adams B, Kyle T, Crow M, Thomas DM. Use and abuse of dietary supplements in persons with diabetes. *Nutrition and diabetes*,2020;10(1):14.
59. Tolouian R, Hernandez TG. Prediction of diabetic nephropathy:The need for a sweet biomarker. *Journal of nephropathology*,2013;2(1):4-5.
60. Pabich M, Materska M. Biological Effect of Soy Isoflavones in the Prevention of Civilization Diseases. *Nutrients*,2019;11(7):1660.
61. Chauhan S, Kodali H, Noor J, Ramteke K, Gawai V. Role of Omega-3 Fatty Acids on Lipid Profile in Diabetic Dyslipidaemia: Single Blind, Randomised Clinical Trial. *Journal of clinical and diagnostic research*,2017;11(3):OC13-OC16.
62. Azadbakht L, Rouhani MH, Surkan PJ. Omega-3 fatty acids, insulin resistance and type 2 diabetes. *Journal of research in medical sciences*,2011;16(10):1259-60.
63. Vallianou N, Evangelopoulos A, Koutalas P. Alpha-lipoic Acid and diabetic neuropathy. *The review of diabetic studies*,2009;6(4):230-6.
64. Abutair AS, Naser IA, Hamed AT. Soluble fibers from psyllium improve glycemic response and body weight among diabetes type 2 patients. *Nutrition journal*,2016;15(1):86.
65. Lambeau KV, McRorie JW. Fiber supplements and clinically proven health benefits. *Journal of the American Association of Nurse Practitioners*,2017;29(4):216-223.
66. Patel DK, Prasad SK, Kumar R, Hemalatha S. An overview on antidiabetic medicinal plants having insulin mimetic property. *Asian Pacific journal of tropical biomedicine*,2012;2(4):320-30.
67. Baharvand-Ahmadi B, Bahmani M, Tajeddini P, Naghdi N, Rafieian-Kopaei M. An ethno-medicinal study of medicinal plants used for the treatment of diabetes. *Journal of nephropathology*,2016;5(1):44-50.
68. Khan MY, Aziz I, Bihari B, Kumar H, Roy M, Verma VK. A Review- Phyto-medicines Used in Treatment of Diabetes. *Asian Journal of Pharmaceutical Research*,2014;4(3):135-154.
69. Moradi B, Abbaszadeh S, Shahsavari S, Alizadeh M, Beyranvand F. The most useful medicinal herbs to treat diabetes. *Biomedical Research and Therapy*,2018;5(8):2538-2551.
70. Nasri H, Baradaran A, Shirzad H, Rafieian-Kopaei M. New concepts in nutraceuticals as alternative for pharmaceuticals. *International journal of preventive medicine*,2014;5(12):1487-99.
71. Castro-Castaneda CR, Altamirano-Lamarque F, Ortega-Macías AG, Santa Cruz-Pavlovich FJ, Gonzalez-De la Rosa A, Armendariz-Borunda J, *et al.* Nutraceuticals: A Promising Therapeutic Approach in Ophthalmology. *Nutrients*,2022;14(23):5014.
72. Xu DP, Li Y, Meng X, Zhou T, Zhou Y, Zheng J, *et al.* Natural Antioxidants in Foods and Medicinal Plants. *International journal of molecular sciences*,2017;18(1):96.
73. Chacko SM, Thambi PT, Kuttan R, Nishigaki I. Beneficial effects of green tea: a literature review. *Chinese medicine*,2010;5:13.
74. Ambati RR, Phang SM, Ravi S, Aswathanarayana RG. Astaxanthin: sources, extraction, stability, biological activities and its commercial applications. *Marine drugs*,2014;12(1):128-52.
75. Bjørklund G, Gasmi A, Lenchyk L, Shanaida M, Zafar S, Mujawdiya PK, *et al.* The Role of Astaxanthin as a Nutraceutical in Health and Age-Related Conditions. *Molecules*,2022;27(21):7167.
76. Dhankhar J, Kadian SS, Sharma A. Astaxanthin: A Potential Carotenoid. *International Journal of Pharmaceuticals Sciences and Research*,2012;3:1246-1259.
77. Abdel-Aal el-SM, Akhtar H, Zaheer K, Ali R. Dietary sources of lutein and zeaxanthin carotenoids and their role in eye health. *Nutrients*,2013;5(4):1169-85.
78. Hu B, Ting Y, Zeng X, Huang Q. Bioactive peptides/chitosan nanoparticles enhance cellular antioxidant activity of (-)-epigallocatechin-3-gallate. *Journal of agricultural and food chemistry*,2013;61(4):875-81.
79. Nashine S, Cohen P, Wan J, Kenney MC. Effect of Humanin G (HNG) on inflammation in age-related macular degeneration (AMD). *Aging (Albany NY)*,2022;14(10):4247-4269.
80. Rabiei Z, Rafieian-Kopaei M, Mokhtari S, Alibabaei Z, Shahrani M. The effect of pretreatment with different doses of *Lavandula officinalis* ethanolic extract on memory, learning and nociception. *Biomedicine and Aging Pathology*,2014;4(1):71-76.
81. Alexander GE. Biology of Parkinson's disease. *Dialogues in clinical neuroscience*,2004;6(3):259-80.
82. Dorsey ER, Elbaz A, Nichols E, Abd-Allah F, Abdelalim A, Adsuar JC, *et al.* Global burden of Parkinson's disease. *Lancet Neurol*,2018;17:939-53.
83. Losso JN. Targeting excessive angiogenesis with functional foods and nutraceuticals. *Trends in Food Science and Technology*,2003;14:455-68.
84. Anwar F, Latif S, Ashraf M, Gilani AH. *Moringa oleifera*: a food plant with multiple medicinal uses. *Phytotherapy research*,2007;21(1):17-25.

85. Chang MC, Kwak SG, Kwak S. Effect of dietary vitamins C and E on the risk of Parkinson's disease. *Clinical Nutrition*,2021;40(6):3922-3930.
86. Ciulla M, Marinelli L, Cacciatore I, Stefano AD. Role of Dietary Supplements in the Management of Parkinson's Disease. *Biomolecules*,2019;9(7):271.
87. Willis MS, Wians FH. The role of nutrition in preventing prostate cancer. *International journal of clinical chemistry*,2003;330(1-2):57-83.
88. Shirzad H, Kiani M, Shirzad M. Impacts of tomato extract on the mice fibrosarcoma cells. *Journal of HerbMed Pharmacology*,2013;2:13-6.
89. Stahl W, Sies H. Bioactivity and protective effects of natural carotenoids. *Biochimica et biophysica acta*,2005;1740(2):101-7.
90. Shirzad H, Taji F, Rafieian-Kopaei M. Correlation between antioxidant activity of garlic extracts and fibrosarcoma tumor growth in mice. *Journal of medicinal food*,2011;14(9):969-74.
91. Shirzad H, Shahrani M, Rafieian-Kopaei M. Comparison of morphine and tramadol effects on phagocytic activity. *International immunopharmacology*,2009;9(7-8):968-70.
92. Limer JL, Speirs V. Phyto-oestrogens and breast cancer chemoprevention. *Breast Cancer Research*,2004;6:119-27.
93. Calvani M, Pasha A, Favre C. Nutraceutical Boom in Cancer. *International journal of molecular sciences*,2020;21(6):1936.
94. Maiuolo J, Gliozzi M, Carresi C, Musolino V, Oppedisano F, Scarano F, *et al.* Nutraceuticals and Cancer. *Nutrients*,2021;13(11):3834.
95. Zhang S, Shao Q, Geng H, Su S. The effect of royal jelly on the growth of breast cancer in mice. *Oncology letters*,2017;14(6):7615-7621.
96. Ramasamy K, Agarwal R. Multitargeted therapy of cancer by silymarin. *Cancer Letter*,2008;269:352-362.
97. Thomasset SC, Berry DP, Garcea G, Marczylo T, Steward WP, Gescher AJ. Dietary polyphenolic phytochemicals. *International journal of cancer*,2007;120(3):451-8.
98. Li H, Wang Z, Liu Y. Review in the studies on tannins activity of cancer prevention and anticancer. *Zhong Yao Cai*,2003;26(6):444-8.
99. Jang M, Cai L, Udeani GO, Slowing KV, Thomas CF, Beecher CW, *et al.* Cancer chemopreventive activity of resveratrol. *Science*,1997;275(5297):218-20.
100. Behradmanesh S, Nasri P. Serum cholesterol and LDL-C in association with level of diastolic blood pressure in type 2 diabetic patients. *Journal of renal injury prevention*,2012;1(1):23-6.